

ASLD Illuminated Selector Switches (LED)

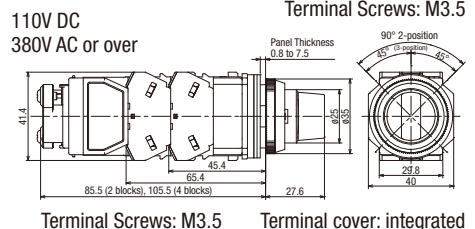
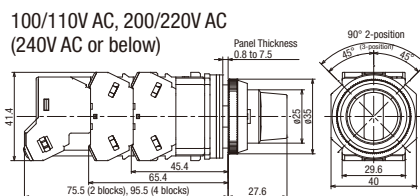
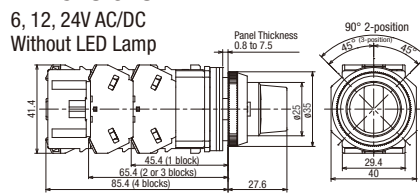


Package Quantity: 1

Shape	Illuminated Selector Switches (BA9S Base) ASLD											Color Code			
	Contact Configuration					Operating Voltage	Maintained		Spring Return from Right		Spring Return from Left				
	Mounting Position	Contact Block	Operator Position		1		2	1	2	Mounting Position	Contact Block		Operator Position		1
90° 2-position	1NO-1NC (11)	①	NO	●		24V AC/DC	ASLD22211DN*	ASLD212211DN*	①	NO	●		ASLD222211DN*	R G Y A S PW	
		②	NC		●	100/110V AC	ASLD21611DN*	ASLD211611DN*	②	NC		●	ASLD221611DN*		
						200/220V AC	ASLD22611DN*	ASLD212611DN*					ASLD222611DN*		
		①	NO		●	24V AC/DC	ASLD22220DN*	ASLD212220DN*	①	NO	●				ASLD22220DN*
		②	NO		●	100/110V AC	ASLD21620DN*	ASLD211620DN*	②	NO	●				ASLD221620DN*
						200/220V AC	ASLD22620DN*	ASLD212620DN*							ASLD222620DN*
	2NO-2NC (22)	①	NO		●	24V AC/DC	ASLD22222DN*	ASLD212222DN*	①	NO	●				ASLD22222DN*
		②	NC	●		100/110V AC	ASLD21622DN*	ASLD211622DN*	②	NC		●			ASLD221622DN*
		③	NO		●	200/220V AC	ASLD22622DN*	ASLD212622DN*	③	NO	●				ASLD222622DN*
		④	NC	●		—	—	—	④	NC		●			—
						—	—	—							—
						—	—	—							—
45° 3-position	2NO (20)	①	NO	●		24V AC/DC	ASLD32220DN*	ASLD312220DN*	ASLD32220DN*	ASLD332220DN*	R G Y A S PW				
		②	NO		●	100/110V AC	ASLD31620DN*	ASLD311620DN*	ASLD321620DN*	ASLD331620DN*					
						200/220V AC	ASLD32620DN*	ASLD312620DN*	ASLD322620DN*	ASLD332620DN*					
		①	NC		●	24V AC/DC	ASLD32202DN*	ASLD312202DN*	ASLD32202DN*	ASLD332202DN*					
		②	NC		●	100/110V AC	ASLD31602DN*	ASLD311602DN*	ASLD321602DN*	ASLD331602DN*					
						200/220V AC	ASLD32602DN*	ASLD312602DN*	ASLD322602DN*	ASLD332602DN*					
	2NO-2NC (22)	①	NO		●	24V AC/DC	ASLD32222DN*	ASLD312222DN*	ASLD32222DN*	ASLD332222DN*					
		②	NO		●	100/110V AC	ASLD31622DN*	ASLD311622DN*	ASLD321622DN*	ASLD331622DN*					
		③	NC		●	200/220V AC	ASLD32622DN*	ASLD312622DN*	ASLD322622DN*	ASLD332622DN*					
		④	NC		●	—	—	—	—	—					
						—	—	—	—	—					
						—	—	—	—	—					
	4NO (40)	①	NO		●	24V AC/DC	ASLD32240DN*	ASLD312240DN*	ASLD32240DN*	ASLD332240DN*					
		②	NO		●	100/110V AC	ASLD31640DN*	ASLD311640DN*	ASLD321640DN*	ASLD331640DN*					
		③	NO		●	200/220V AC	ASLD32640DN*	ASLD312640DN*	ASLD322640DN*	ASLD332640DN*					
		④	NO		●	—	—	—	—	—					
	4NC (04)	①	NC		●	24V AC/DC	ASLD32204DN*	ASLD312204DN*	ASLD32204DN*	ASLD332204DN*					
		②	NC		●	100/110V AC	ASLD31604DN*	ASLD311604DN*	ASLD321604DN*	ASLD331604DN*					
		③	NC		●	200/220V AC	ASLD32604DN*	ASLD312604DN*	ASLD322604DN*	ASLD332604DN*					
		④	NC		●	—	—	—	—	—					

- Specify a color code in place of \* in Part No.  
R (red), G (green), Y (yellow), A (amber), S (blue). PW (pure white)
- Round bezel (metal): Chrome-plated
- Illuminated selector switches have an LED lamp installed.
- Use a pure white (PW) LED for yellow (Y) illumination.
- See B-309 for other operating voltage such as 6V AC/DC, 12V AC/DC, and 110V DC.

- Illuminated selector switches of 24V AC/DC or below with 2 or 4 contact blocks have a dummy block.
- Turn the operator to each position accurately.
- See B-309 for gold-plated silver contacts.
- See B-314 for bottom view.

Contact Block Mounting Position Dimensions



All dimensions in mm.

APEM

Switches & Pilot Lights

Control Boxes

Emergency Stop Switches

Enabling Switches

Safety Products

Explosion Proof

Terminal Blocks

Relays & Sockets

Circuit Protectors

Power Supplies

LED Illumination

Controllers

Operator Interfaces

Sensors

AUTO-ID

Flush Silhouette

ø16

ø22

ø30

Miniature

Pilot Lights

TWN

TWND

ARN

CS