

ASLN Illuminated Selector Switches (LED)

Package Quantity: 1

| Shape          | Illuminated Selector Switches (BA9S Base)<br>ASLN |                   |               |         |                   |               |              |                          |                         |               | Color Code    |         |                   |
|----------------|---|-------------------|---------------|---------|-------------------|---------------|--------------|--------------------------|-------------------------|---------------|---------------|---------|-------------------|
|                | Contact Configuration                             |                   |               |         |                   | Rated Voltage | Maintained   | Spring Return from Right | Spring Return from Left |               |               |         |                   |
|                | Contact   | Mounting Position | Contact Block | Contact | Operator Position |               | 1            | 2                        | Mounting Position       | Contact Block |               | Contact | Operator Position |
| 90° 2-position | 1NO-1NC (11)                                      | ①                 | NO            | ●       | ●                 | 24V AC/DC     | ASLN22211DN* | ASLN212211DN*            | ①                       | NO            | ●             | ●       | ASLN222211DN*     |
|                |   | ②                 | NC            | ●       | ●                 | 100/110V AC   | ASLN21611DN* | ASLN211611DN*            | ②                       | NC            | ●             | ●       | ASLN222611DN*     |
|                |   |                   |               |         |                   | 200/220V AC   | ASLN22611DN* | ASLN212611DN*            |                         |               |               |         |                   |
|                | 2NO (20)  | ①                 | NO            | ●       | ●                 | 24V AC/DC     | ASLN22220DN* | ASLN212220DN*            | ①                       | NO            | ●             | ●       | ASLN22220DN*      |
|                |   | ②                 | NO            | ●       | ●                 | 100/110V AC   | ASLN21620DN* | ASLN211620DN*            | ②                       | NO            | ●             | ●       | ASLN222620DN*     |
|                |   |                   |               |         |                   | 200/220V AC   | ASLN22620DN* | ASLN212620DN*            |                         |               |               |         |                   |
|                | 2NO-2NC (22)                                      | ①                 | NO            | ●       | ●                 | 24V AC/DC     | ASLN22222DN* | ASLN212222DN*            | ①                       | NO            | ●             | ●       | ASLN22222DN*      |
|                |   | ②                 | NC            | ●       | ●                 | 100/110V AC   | ASLN21622DN* | ASLN211622DN*            | ②                       | NC            | ●             | ●       | ASLN222622DN*     |
|                |   | ③                 | NO            | ●       | ●                 | 200/220V AC   | ASLN22622DN* | ASLN212622DN*            | ③                       | NO            | ●             | ●       | ASLN222622DN*     |
|                |   | ④                 | NC            | ●       | ●                 | —             | —            | —                        | ④                       | NC            | ●             | ●       | —                 |
|                | 45° 3-position                                    | 2NO (20)          | ①             | NO      | ●                 | ●             | 24V AC/DC    | ASLN32220DN*             | ASLN312220DN*           | ASLN32220DN*  | ASLN332220DN* |         |                   |
|                |   |                   | ②             | NO      | ●                 | ●             | 100/110V AC  | ASLN31620DN*             | ASLN311620DN*           | ASLN321620DN* | ASLN331620DN* |         |                   |
|                |   |                   |               |         |                   | 200/220V AC   | ASLN32620DN* | ASLN312620DN*            | ASLN322620DN*           | ASLN332620DN* |               |         |                   |
| 2NC (02)       |   | ①                 | NC            | ●       | ●                 | 24V AC/DC     | ASLN32202DN* | ASLN312202DN*            | ASLN32202DN*            | ASLN332202DN* |               |         |                   |
|                |   | ②                 | NC            | ●       | ●                 | 100/110V AC   | ASLN31602DN* | ASLN311602DN*            | ASLN321602DN*           | ASLN331602DN* |               |         |                   |
|                |   |                   |               |         |                   | 200/220V AC   | ASLN32602DN* | ASLN312602DN*            | ASLN322602DN*           | ASLN332602DN* |               |         |                   |
| 2NO-2NC (22)   |   | ①                 | NO            | ●       | ●                 | 24V AC/DC     | ASLN32222DN* | ASLN312222DN*            | ASLN32222DN*            | ASLN332222DN* |               |         |                   |
|                |   | ②                 | NO            | ●       | ●                 | 100/110V AC   | ASLN31622DN* | ASLN311622DN*            | ASLN321622DN*           | ASLN331622DN* |               |         |                   |
|                |   | ③                 | NC            | ●       | ●                 | 200/220V AC   | ASLN32622DN* | ASLN312622DN*            | ASLN322622DN*           | ASLN332622DN* |               |         |                   |
|                |   | ④                 | NC            | ●       | ●                 | —             | —            | —                        | —                       | —             |               |         |                   |
| 4NO (40)       |   | ①                 | NO            | ●       | ●                 | 24V AC/DC     | ASLN32240DN* | ASLN312240DN*            | ASLN322240DN*           | ASLN332240DN* |               |         |                   |
|                |   | ②                 | NO            | ●       | ●                 | 100/110V AC   | ASLN31640DN* | ASLN311640DN*            | ASLN321640DN*           | ASLN331640DN* |               |         |                   |
|                |   | ③                 | NO            | ●       | ●                 | 200/220V AC   | ASLN32640DN* | ASLN312640DN*            | ASLN322640DN*           | ASLN332640DN* |               |         |                   |
|                |   | ④                 | NO            | ●       | ●                 | —             | —            | —                        | —                       | —             |               |         |                   |
| 4NC (04)       |   | ①                 | NC            | ●       | ●                 | 24V AC/DC     | ASLN32204DN* | ASLN312204DN*            | ASLN322204DN*           | ASLN332204DN* |               |         |                   |
|                |   | ②                 | NC            | ●       | ●                 | 100/110V AC   | ASLN31604DN* | ASLN311604DN*            | ASLN321604DN*           | ASLN331604DN* |               |         |                   |
|                |   | ③                 | NC            | ●       | ●                 | 200/220V AC   | ASLN32604DN* | ASLN312604DN*            | ASLN322604DN*           | ASLN332604DN* |               |         |                   |
|                |   | ④                 | NC            | ●       | ●                 | —             | —            | —                        | —                       | —             |               |         |                   |

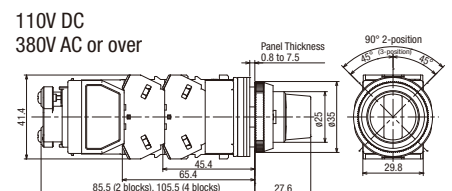
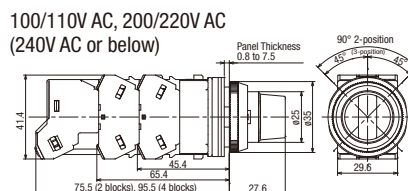
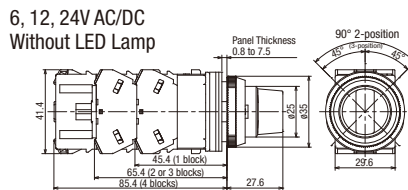

- Specify a color code in place of \* in Part No.  
R (red), G (green), Y (yellow), A (amber), S (blue), PW (pure white)
- Illuminated selector switches have an LED lamp installed.
- Round bezel (metal): chrome-plated
- See B-309 for other operating voltage such as 6V AC/DC, 12V AC/DC, and 110V DC.
- Illuminated selector switches of 24V AC/DC or below with 2 or 4 contact blocks have a dummy block.

- See B-321 to B-322 other contact configurations.
- Turn the operator to each position accurately.
- See B-309 for gold-plated silver contacts.
- See B-314 for bottom view.

Contact Block Mounting Position

Dimensions

All dimensions in mm.



Terminal Screws: M3.5 Terminal cover: integrated

APEM

Switches & Pilot Lights

Control Boxes

Emergency Stop Switches

Enabling Switches

Safety Products

Explosion Proof

Terminal Blocks

Relays & Sockets

Circuit Protectors

Power Supplies

LED Illumination

Controllers

Operator Interfaces

Sensors

AUTO-ID

Flush Silhouette

ø16

ø22

ø30

Miniature

Pilot Lights

R  
G  
Y  
A  
S  
PW

R  
G  
Y  
A  
S  
PW

R  
G  
Y  
A  
S  
PW

R  
G  
Y  
A  
S  
PW

R  
G  
Y  
A  
S  
PW

R  
G  
Y  
A  
S  
PW

R  
G  
Y  
A  
S  
PW

R  
G  
Y  
A  
S  
PW

R  
G  
Y  
A  
S  
PW

R  
G  
Y  
A  
S  
PW

R  
G  
Y  
A  
S  
PW

R  
G  
Y  
A  
S  
PW

R  
G  
Y  
A  
S  
PW

R  
G  
Y  
A  
S  
PW

R  
G  
Y  
A  
S  
PW

R  
G  
Y  
A  
S  
PW

R  
G  
Y  
A  
S  
PW

R  
G  
Y  
A  
S  
PW

R  
G  
Y  
A  
S  
PW

R  
G  
Y  
A  
S  
PW

R  
G  
Y  
A  
S  
PW

R  
G  
Y  
A  
S  
PW

R  
G  
Y  
A  
S  
PW

R  
G  
Y  
A  
S  
PW

R  
G  
Y  
A  
S  
PW

R  
G  
Y  
A  
S  
PW