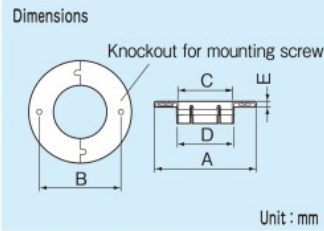


# WALL CAP

## WC WALL CAP



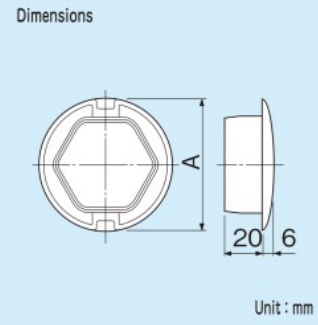
- Features**
- Split construction ensures ease of installation.
  - Use in combination with FP-60N, FP-65N, FP-75N.
  - Locking tab snaps off to provide holes for extra mounting screws.
  - Scored line facilitates trimming of flange to fit into tight spaces.

**Specifications** • Material ... PP • Color ... Ivory, White

**Caution** • Joint, fixing and penetration points must be weatherproofed with caulk or putty.

Code No.	Item No.	Color	A	B	C(I.D.)	D(O.D.)	E	Pcs/Pkg
☐ 03352	<b>WC-60N-I</b>	Ivory	112	96	57	61.5	6	200
☐ 03362	<b>WC-65N-I</b>		117	98	62	66.5	6	200
☐ 03372	<b>WC-75N-I</b>		127	105	71	75.5	6	200
☐ 03385	<b>WC-65-W</b>	White	117	98	62	66.5	3	200

## WM WC HOLE COVER

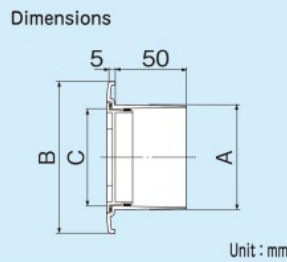


**Features** • Use in combination with WC-60, WC-65 or WC-75.

**Specifications** • Material ... EVA • Color ... Ivory, White

Code No.	Item No.	Color	A	Pcs/Pkg
☐ 03552	<b>WM-60-I</b>	Ivory	70	100
☐ 03562	<b>WM-65-I</b>		76	100
☐ 03572	<b>WM-75-I</b>		86	100
☐ 03565	<b>WM-65-W</b>	White	76	100

## AC A/C CAP

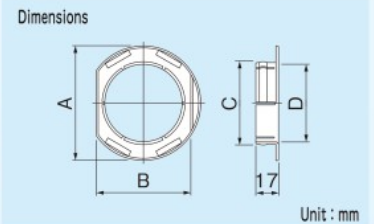


**Specifications** • Material ... ABS  
• Color ... Ivory (Silky White), White

**Caution** • Joint, fixing and penetration points must be weatherproofed with caulk or putty.

Code No.	Item No.	Applicable pipe (I.D.×O.D.)	A	B	C	Pcs/Pkg
☐ 0313	<b>AC-67</b>	VP-65 (67×76)	66.5	89	58.5	50
☐ 0314	<b>AC-75</b>	SU-75 (75×80)	74.5	108	67.0	50
☐ 0315	<b>AC-100</b>	SU-100 (100×106) VP-100 (100×114)	99.0	130	91.0	50

## UWC WALL CAP - Thin Type



**Features** • Apply for WALL SLEEVE FP and FPW series.

**Specifications** • Material ... PE

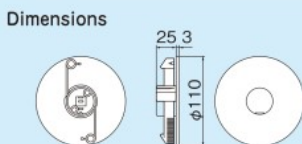
• Color ... Ivory (Silky White)

**Caution** • Joint, fixing and penetration points must be weatherproofed with caulk or putty.

Code No.	Item No.	A	B	C(O.D.)	D(I.D.)	Pcs/Pkg
☐ 03262	<b>UWC-60</b>	85	70	61.5	58	200
☐ 03272	<b>UWC-65</b>	90	76	66.5	63	200

## AF HOLE CAP

Wall Sleeve Closure Plate covers 60mm ~ 100mm diameter



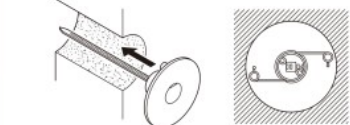
Unit : mm

**Features** • Cap is easily held in position by pulling on band.  
• Clamp fin easily allows temporary positioning.

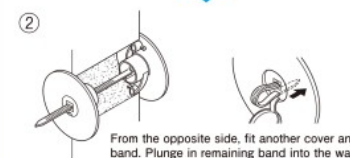
**Specifications** • Material ... PP  
• Color ... Ivory (Silky White), White

**Caution** • Caulk around outside cover to weatherproof cap.

① Please insert cover with band into piping hole and bend clamp fin with fingers (clamp fin is drop-proof type). In case of φ60, clamp fin can be fixed.



② From the opposite side, fit another cover and pull the band. Plunge in remaining band into the wall hole and cover with the cap. When detaching, hold up the edge of band and pull the cover.



Code No.	Item No.	Applicable hole diameter	Applicable wall thickness	Pcs/Pkg
☐ 0353	<b>AF-610</b>	φ60~φ100	50mm~250mm	50