


# VL

■計装用

## MINIATURE VALVE

ミニチュアバルブ (L型)



### (METRIC)

(Unit:mm)

PART. No.	D	d	L	H	W	B	PANEL HOLE SIZE
VL- 3-0	3	1.6	32	58.5	35	12	14.5
VL- 4-0	4	2.6	29.3	58.5	35	14	14.5
VL- 6-0	6	3	29.4	58.5	35	14	14.5
VL- 8-0	8	3	29.8	58.5	35	15.87	14.5
VL-10-0	10	3	32.7	58.5	35	19	14.5

※管外径5φも製作しております。

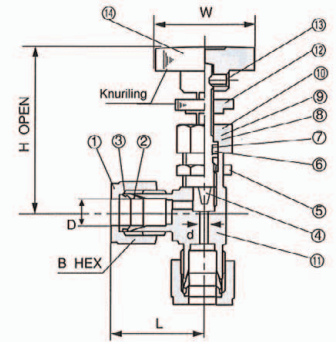
### (INCHES)

VL- 01-0	1/8" : 3.18	1.6	32	58.5	35	12	14.5
VL- 02-0	1/4" : 6.35	3	29.4	58.5	35	14	14.5
VL-025-0	5/16" : 7.94	3	29.8	58.5	35	15.87	14.5
VL- 03-0	3/8" : 9.53	3	31.8	58.5	35	17.46	14.5

### (SCHEDULE)

※管外径3/8φも製作しております。

VL-10.5-0	1/8B: 10.5	3	32.2	58.5	35	19	14.5
-----------	------------	---	------	------	----	----	------



No.	NAME	MATERIAL
1	NUT	SUS-316
2	FRONT FERRULE	SUS-316
3	REAR FERRULE	SUS-316
4	STEM	SUS-316
5	MOUNTING NUT	SUS-316
6	"O" RING	VITON
7	BACK-UP RING	TEFLON
8	WASHER	SUS-304
9	STOP RING	RUBBER
10	NUT	SUS-316
11	BODY	SUS-316
12	STOP NUT	BSBM
13	SET BOLT	STEEL
14	HANDLE	NYLON

#### SPECIFICATIONS


MAX PRESSURE RATING : 20kgf/cm<sup>2</sup> (2MPa)  
MAX TEMPERATURE RATING : 100°C

# VE

■計装用

## MINIATURE VALVE

ミニチュアバルブ (エルボ型)



### (METRIC)

(Unit:mm)

PART. No.	D	P PT or NPT	d	L <sub>1</sub>	L <sub>2</sub>	H	W	B	PANEL HOLE SIZE
VE- 3-1	3	1/8	1.6	32	23	58.5	35	12	14.5
VE- 4-1	4	1/8	2.6	29.3	23	58.5	35	14	14.5
VE- 6-1	6	1/8	3	29.4	23	58.5	35	14	14.5
VE- 6-2	6	1/4	3	29.4	25	58.5	35	14	14.5
VE- 8-2	8	1/4	3	29.8	25	58.5	35	15.87	14.5
VE- 8-3	8	3/8	3	29.8	25	58.5	35	15.87	14.5
VE-10-2	10	1/4	3	32.7	25	58.5	35	19	14.5
VE-10-3	10	3/8	3	32.7	25	58.5	35	19	14.5

※管外径5φも製作しております。

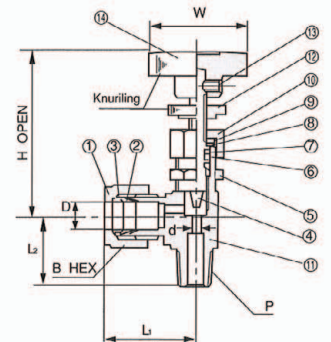
### (INCHES)

VE- 01-1	1/8" : 3.18	1/8	1.6	32	23	58.5	35	12	14.5
VE- 02-1	1/4" : 6.35	1/8	3	29.4	23	58.5	35	14	14.5
VE- 02-2	1/4" : 6.35	1/4	3	29.4	25	58.5	35	14	14.5
VE-025-2	5/16" : 7.94	1/4	3	29.8	25	58.5	35	15.87	14.5
VE- 03-2	3/8" : 9.53	1/4	3	31.8	25	58.5	35	17.46	14.5
VE- 03-3	3/8" : 9.53	3/8	3	31.8	25	58.5	35	17.46	14.5

### (SCHEDULE)

※管外径3/8φも製作しております。

VE-10.5-2	1/8B: 10.5	1/4	3	32.2	25	58.5	35	19	14.5
VE-10.5-3	1/8B: 10.5	3/8	3	32.2	25	58.5	35	19	14.5



No.	NAME	MATERIAL
1	NUT	SUS-316
2	FRONT FERRULE	SUS-316
3	REAR FERRULE	SUS-316
4	STEM	SUS-316
5	MOUNTING NUT	SUS-316
6	"O" RING	VITON
7	BACK-UP RING	TEFLON
8	WASHER	SUS-304
9	STOP RING	RUBBER
10	NUT	SUS-316
11	BODY	SUS-316
12	STOP NUT	BSBM
13	SET BOLT	STEEL
14	HANDLE	NYLON

#### SPECIFICATIONS

MAX PRESSURE RATING : 20kgf/cm<sup>2</sup> (2MPa)  
MAX TEMPERATURE RATING : 100°C