

DIMENSIONS

Figure 1

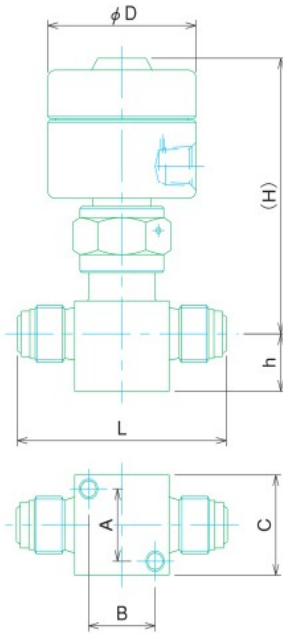


Figure 2

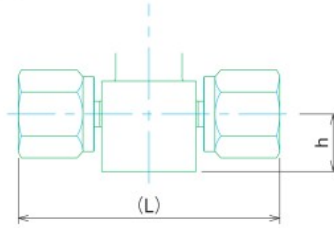


Figure 3

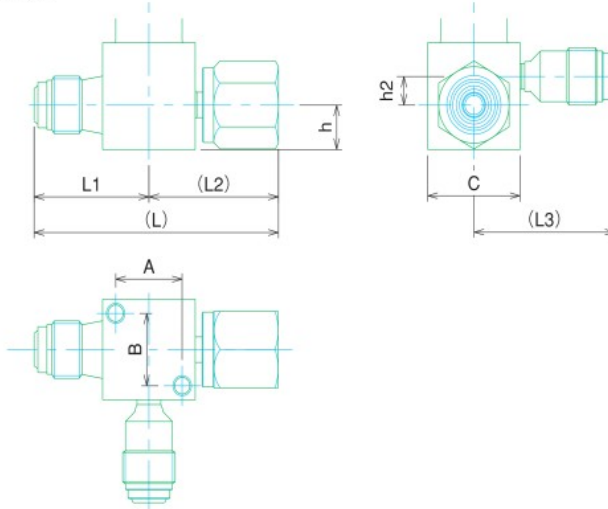


Figure 4

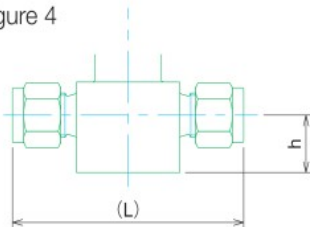
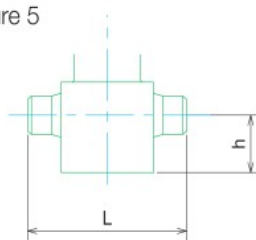


Figure 5



(Unit : mm)

Part Number	Figure	D	L	H	h	A	B	C	L1	L2	L3	h2
FP(R)-71-6.35	1	40	57.1	68.4	14.3	18	18	25				
FP(R)-71-6.35-2	2	40	70.6	68.4	14.3	18	18	25				
FP(R)-71-9.52	1	40	76.2	72.9	11.1	20.2	20.2	28				
FP(R)-71-9.52-2	2	40	83	72.9	12.7	20.2	20.2	28				
FP(R)-TB-71-6.35	3	40	65.7	74.7	11.1	18	18	25	31	34.7	38.1	7.1
FP(R)-TB-71-9.52×6.35	3	40	69.9	74.7	11.1	18	18	25	31.8	38.1	38.1	7.1
FP(R)-51-6.35	5	40	42.9	67.9	14.3	18	18	25				
FP(R)-51-9.52	5	40	57.1	72.9	12.7	20.2	20.2	28				
FP(R)-51-12.7	5	40	57.1	72.9	12.7	20.2	20.2	28				
FP(R)-91-6.35	4	40	62	68.4	14.3	18	18	25				
FP(R)-91-9.52	4	40	80	72.9	12.7	20.2	20.2	28				
FP(R)-91-12.7	4	40	86	72.9	12.7	20.2	20.2	28				

See Figure 1 for dimension keys not shown in other Figures.