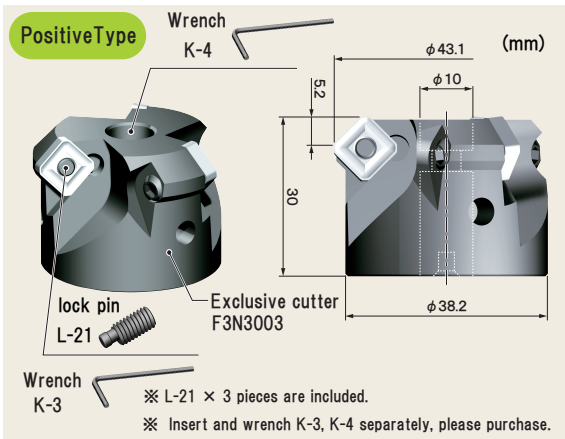
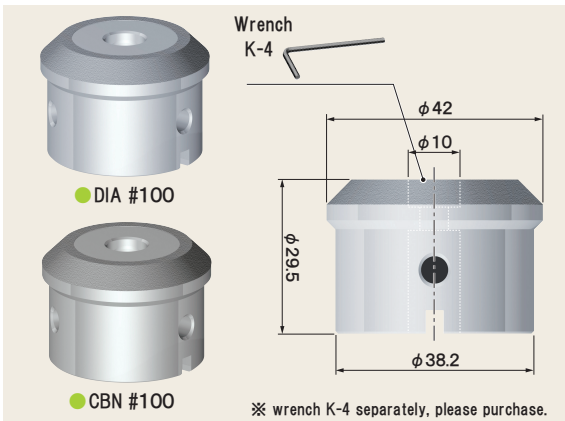


Exclusive Cutter (Options)

3Blade



Exclusive use Electrodeposition grindstone (Options)



Subject cuttings	Model number
Ceramics General	F3T DIA
Glasses General	
Carbide material	
HSS Hardness	F3T CBN
HRC45 or more of steel	

Applicable Insert

Workpiece material	Recommended Insert	
	P-Type	N-Type
General steel	S3H3MNZ NK2020	S32MOZ NK2001
Alloy steel,SKD,SCM	S3H3MNZ NK2020	S32MOZ NK2001
Aluminum,resin,brass	S3H3GNZ NK1010	S32GUR NK1010
Cast steel,FC,FCD	S3H3GNZ NK1010	S32MOZ NK1010

※ In case of Stainless Steel materials,blade retention time may become Short

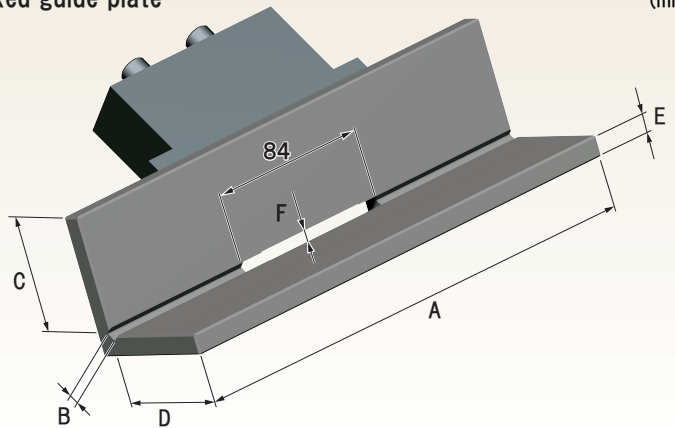
Insert

Figure	Model number	Material	Blade shape	Coating	Usable corners	Quantity per box
PositiveType (S3H3MNZ) (S3H3GNZ) 	S3H3MNZ NK2001	Cermet	Honing edge	None	4	12
	S3H3GNZ NK1010	Carbide K10	Sharp edge	None	4	12
	S3H3MNZ NK2020	Carbide M20	Honing edge	None	4	12
	S3H3MNZ NK6060	Carbide M20	Honing edge	TiAlN	4	12
	S3H3GNZ NK9090	Carbide K10	Sharp edge	None	4	12
	S3H3MNZ AC15D	Fine particles Carbide	Honing edge	AlCrN	4	12

⚠ Insert details for N-type F3N3003, please refer to P.86.

Fixed guide plate

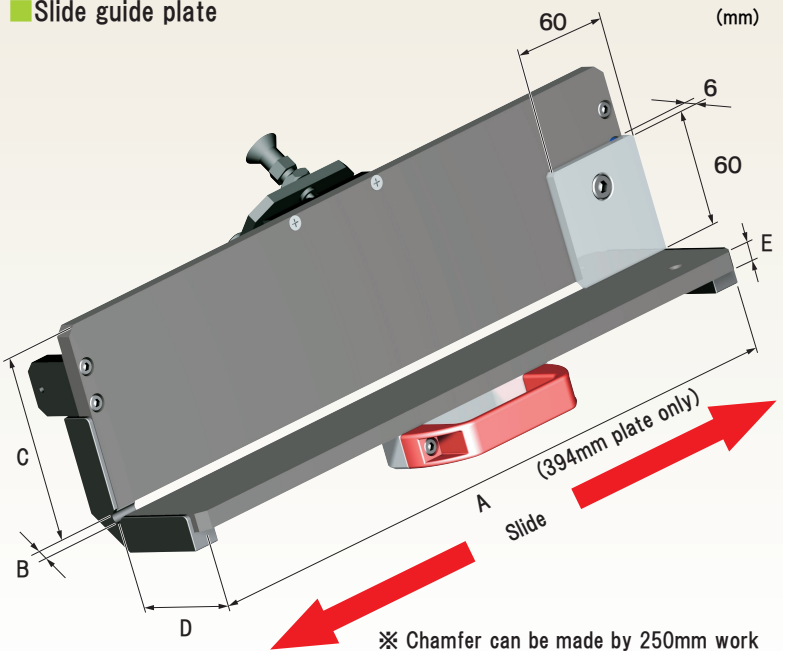
(mm)



Model number	A	B	C	D	E	F	Maximum possible plate length	Maximum possible thickness	Maximum C chamfer
F3L-250	250mm	5mm	55mm	55mm	10mm	5.5mm	—	6mm or more	MAX C3
F3L-250T	250mm	2mm	55mm	55mm	10mm	2mm	—	2.5mm or more	MAX C1

Slide guide plate

(mm)



Model number	A	B	C	D	E	F	Maximum possible plate length	Maximum possible thickness	Maximum C chamfer
F3S-400	400mm	5mm	100mm	60mm	10mm	5mm	250mm	6mm or more	MAX C3
F3S-400T	400mm	2mm	100mm	60mm	10mm	2mm	250mm	2.5mm or more	MAX C1