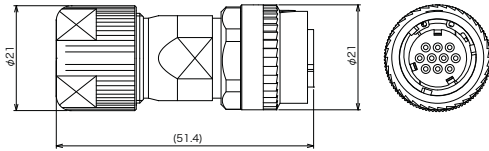


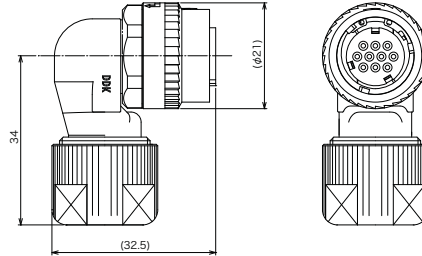
▶ 10-Contact Plug

- Contact Style : Socket
- Termination : Solder or Crimp
- The contact is sold separately.

Straight Plug



Right Angle Plug



Straight Plug P/N	Right Angle Plug P/N	Cable Outside Dia.
CM10-SP10S-S(D6)	CM10-AP10S-S(D6)	φ 4.0 ~ φ 6.0
CM10-SP10S-M(D6)	CM10-AP10S-M(D6)	φ 6.0 ~ φ 9.0
CM10-SP10S-L(D6)	CM10-AP10S-L(D6)	φ 9.0 ~ φ 11.6

Note: The applicable cable outside diameter is in the case of cabtyre cable.
Please contact the nearest sales office when you use a different cable.
Regarding the wiring tools, please refer to the instruction manuals attached on the top-page of this connector catalogue.

▶ Contact of 10-Contact Plug

Loose Piece Contact

Item	Contact P/N (100 pcs in 1 bag)	Applicable Wire		Hand Tool P/N	Extraction Tool P/N
		Conductor Size	Insulation Dia.		
Crimping Type	CM10-#22SC(C1)(D8)-100	20 ~ 22AWG	φ 1.10 ~ φ 1.87	357J-50446T	357J-50548T
	CM10-#22SC(C2)(D8)-100	23 ~ 28AWG	φ 0.80 ~ φ 1.50	357J-50447T	
Soldering Type	CM10-#22SC(S1)(D8)-100	20 AWG Max.			

1. The packaging specification is 100 pcs of contacts per bag for sale.
2. Both of the solder contacts and the crimp contacts shall be inserted into the inserts of the connectors after soldering the contacts to the cable or crimping the contacts with the cable.

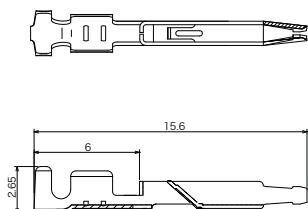
Reel Contact for Semi-Automatic Crimping Machine (Crimping Style Only)

The semi-automatic crimping machine is required when you terminate the reel contacts.

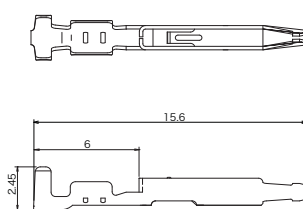
Contact P/N (5,000 pcs on 1 reel)	Applicable Wire		Semi-Automatic Crimping Machine		Extraction Tool P/N
	Conductor Size	Insulation Dia.	1set P/N	Applicator P/N	
CM10-#22SC(C1)(D8)-5000	20 ~ 22AWG	φ 1.10 ~ φ 1.87	AP-A50539T	AP-A50539T-1	357J-50548T
CM10-#22SC(C2)(D8)-5000	23 ~ 28AWG	φ 0.80 ~ φ 1.50	AP-A50540T	AP-A50540T-1	

1. Both of AP50539T and AP50540T are the set part numbers which include both of the semi-automatic crimping machines and the applicators (stripper crimpers).
2. Each of AP50539T and AP50540T contains exactly the same semi-automatic machine.
Therefore if you change the applicator, you can terminate both of CM10-#22SC(C1)(D8)-5000 and CM10-#22SC(C2)(D8)-5000 by one semi-automatic crimping machine.

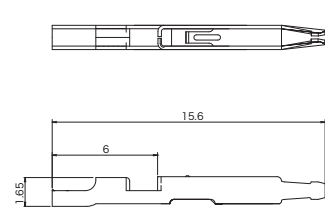
CM10-#22SC(C1)(D8)- □□□□



CM10-#22SC(C2)(D8)- □□□□



CM10-#22SC(S1)(D8)- □□□□



© Specifications and/or dimensions in this catalog are subject to change without notice.
Your checking the latest specifications with our drawings would be highly appreciated.

<http://www.ddknet.co.jp>