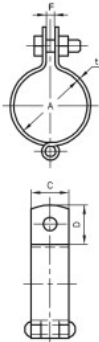


A10165 Hanging band without turnbuckle for TN pipe

Hinged hanging band for fireproof double-layer pipe (FDP)

Part number A10165 Hanging band without turnbuckle for TN pipe Units (mm)

Size code	Size	Applicable pipe outer diameter	t	C	Tightening bolt Dia. x Length	D	F
0019	40	63	2.3	25	M 8×30	26	8
0023	50	75 to 76	2.3	25	M 8×30	26	8
0038	65	91 to 92	2.3	25	M 8×30	26	8
0042	75	104 to 105	2.3	25	M 8×30	26	8
0057	100	131 to 132	2.3	25	M 8×30	26	8
0061	125	155 to 156	3.2	32	M10×35	36	10
0076	150	183	3.2	32	M12×45	36	10

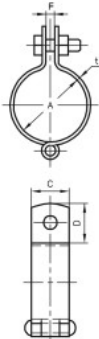


A10206 Stainless steel hanging band for TN pipe

Hinged hanging band for fireproof double-layer pipe (FDP)

Part number A10206 Stainless steel hanging band for TN pipe Units (mm)

Size code	Size	Applicable pipe outer diameter	t	C	Tightening bolt Dia. x Length	D	F
0013	40	63	2.0	25	M 8×25	26	8
0028	50	75 to 76	2.0	25	M 8×25	26	8
0032	65	91 to 92	2.0	25	M 8×25	26	8
0047	75	104 to 105	2.0	25	M 8×25	26	8
0051	100	131 to 132	2.0	25	M 8×25	26	8
0066	125	155 to 156	3.0	32	M10×35	36	10
0085	150	183	3.0	32	M12×45	36	10

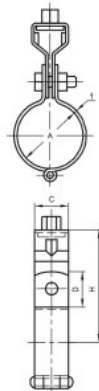


A10166 Hanging band with turnbuckle for TN pipe

Hinged hanging band for fireproof double-layer pipe (FDP)

Part number A10166 Hanging band with turnbuckle for TN pipe Units (mm)

Size code	Size	Applicable pipe outer diameter	t	C	Tightening bolt Dia. x Length	D	H	Hanging bolt diameter
0016	40	63	2.3	25	M 8×30	26	85	W ³ / ₈
0035	50	75 to 76	2.3	25	M 8×30	26	91	W ³ / ₈
0040	65	91 to 92	2.3	25	M 8×30	26	99	W ³ / ₈
0054	75	104 to 105	2.3	25	M 8×30	26	106	W ³ / ₈
0069	100	131 to 132	2.3	25	M 8×30	26	119	W ³ / ₈
0073	125	155 to 156	3.2	32	M10×35	36	152	W ¹ / ₂
0088	150	183	3.2	32	M12×45	36	166	W ¹ / ₂



A10208 Stainless steel hanging band with turnbuckle for TN pipe

Hinged hanging band for fireproof double-layer pipe (FDP)

Part number A10208

Stainless steel hanging band with turnbuckle for TN pipe Units (mm)

Size code	Size	Applicable pipe outer diameter	t	c	Tightening bolt Dia. x Length	D	H	Hanging bolt diameter
0018	40	63	2.0	25	M 8×25	26	85	W ³ / ₈
0022	50	75 to 76	2.0	25	M 8×25	26	91	W ³ / ₈
0037	65	91 to 92	2.0	25	M 8×25	26	99	W ³ / ₈
0041	75	104 to 105	2.0	25	M 8×25	26	106	W ³ / ₈
0056	100	131 to 132	2.0	25	M 8×25	26	119	W ³ / ₈
0075	125	155 to 156	3.0	32	M10×35	36	152	W ¹ / ₂
0080	150	183	3.0	32	M12×45	36	166	W ¹ / ₂

